

## ParentsWeb Login Instructions and Changes

In order to enhance security measures for Parents, Staff and Faculty alike, RenWeb has implemented a new user name and password security authentication system.

- All of your user names have initially been set to your email address.
- Passwords have not changed.

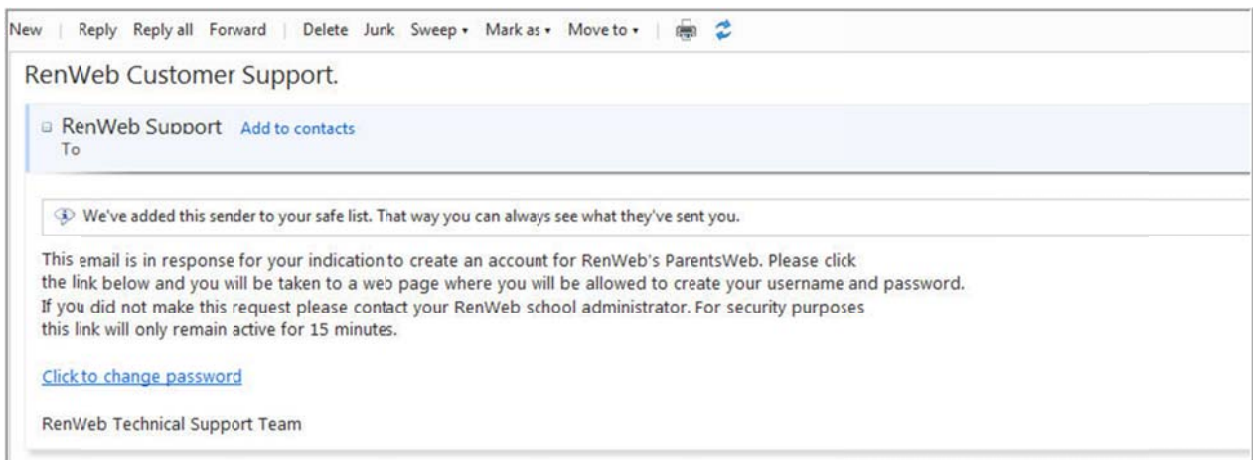
### FAQs

**Q I've typed my email address as the User Name and typed my Password and it tells me "Error: Invalid Credentials." How do I log in?**

**A** The best thing to do is click **Forgot Username/Password**.

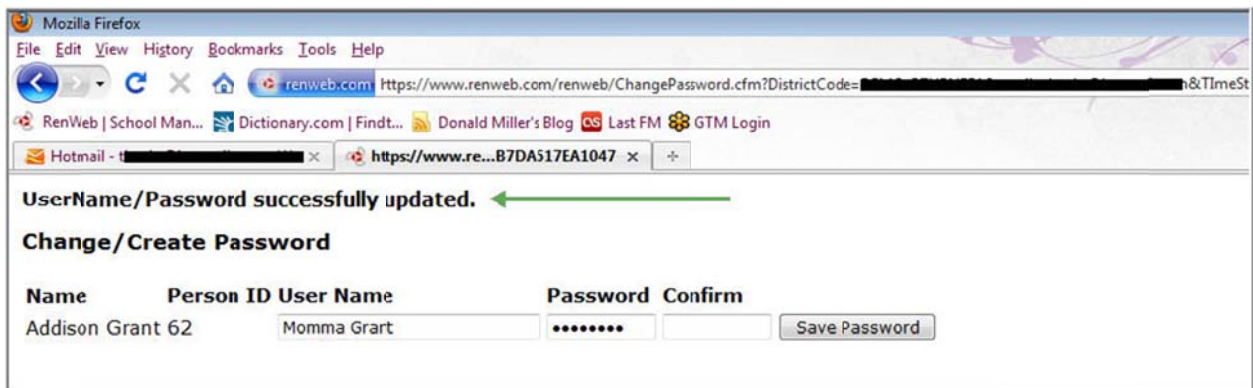
You will be prompted to type your email address. (It must be the email address that the school has in RenWeb as your email address.)

An email is sent to your email address.



Click the **Click to change password** link. This link is only valid for 30 minutes.

A browser window displays your Name, your Person ID, your User Name and obscured Password.



Type a new User Name and Password and click **Save Password**.

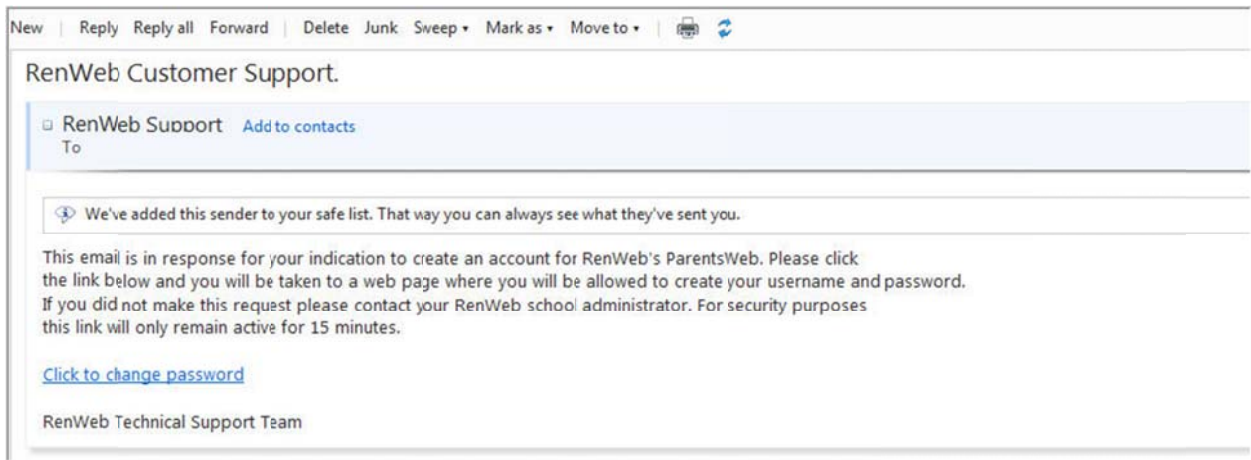
A message displays at the top of the browser, "User Name/Password successfully updated."  
Log into ParentsWeb using your new User Name and Password.

**Q I don't know my user name. How do I log in?**

**A** The best thing to do is click **Forgot Username/Password**.

You will be prompted to type your email address. (It must be the email address that the school has in RenWeb as your email address.)

An email is sent to your email address.



Click the **Click to change password** link. This link is only valid for 30 minutes.

A browser window displays your Name, your Person ID, your User Name and obscured Password.




















If you know your Password, you can simply close the web browser and log into ParentsWeb using your User Name and Password.

# INTRODUCING



**RenWeb School Management Software** gives you, the busy parent, an opportunity to get more involved in your child's academic progress and future success – all via the Internet!

**RenWeb's ParentsWeb** is a private and secure parents' portal that will allow parents to view academic information specific to their children, while protecting their children's information from others. You can also communicate with teachers and other school staff online whenever necessary. All you need is an Internet-capable computer to view information such as:

-  Attendance
-  Daily Grades
-  Progress Reports
-  Report Cards
-  Transcripts
-  Lesson Plans
-  Discipline
-  Homework
-  Missing Assignments
-  School Calendar
-  School Announcements
-  Staff and School Directory
-  Family Account Balances with Online Payment
-  Teacher Email Addresses
-  Teacher Websites
-  Customized Web Surveys and Tests
-  Other Useful School Information

We look forward to your participation. Together we can improve our children's academic development and the communication between our school and your home.

**Q If I'm a new parent, how do I get a user name and password?**

**A** First, you need to make sure that the school has your email address in RenWeb.

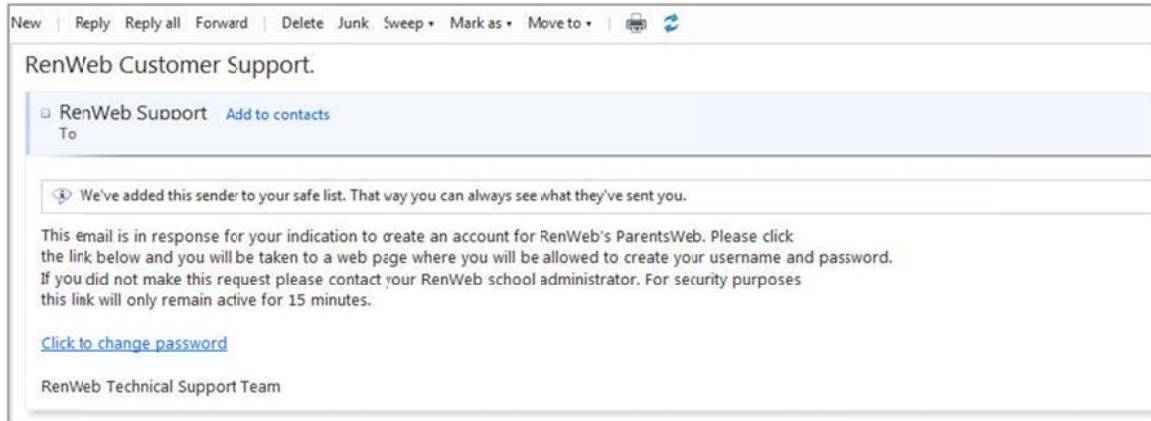
Next, go to [www.renweb.com](http://www.renweb.com) and click **Logins**.

Click **ParentsWeb Login**.

Type your school's **District Code "SHCS-TN"**.

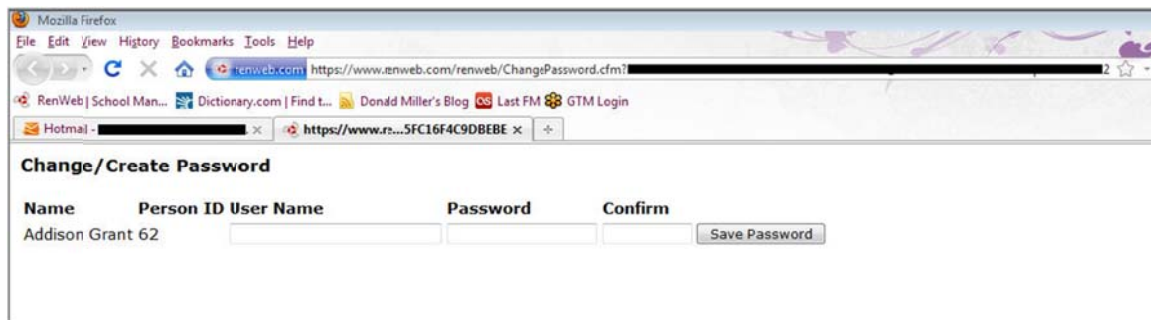
Click **Create New ParentsWeb Account**.

Type your email address and an email is sent to you.



Click the **Click to change password** link. This link is only valid for 30 minutes.

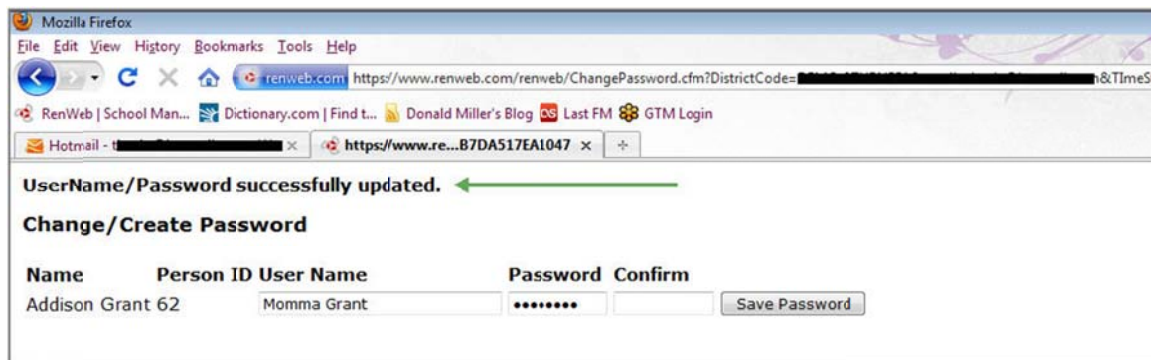
A web browser displays your Name and RenWeb ID.



Type a **User Name**, **Password** and **Confirm** the password.

Click **Save Password**.

A message displays at the top of the browser, "**User Name/Password successfully updated.**"



You can now log into ParentsWeb using your new User Name and Password.