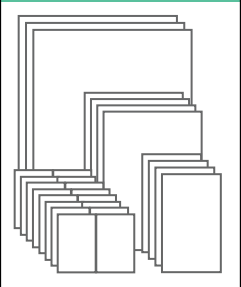

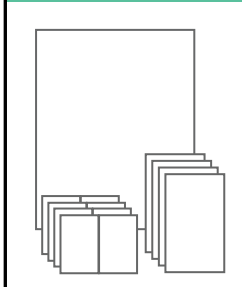
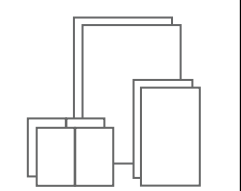
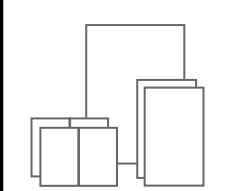
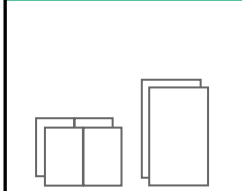


FALL PICTURE MAKEUP DAY IS COMING!

STEP 1 - CHOOSE PACKAGE(S) Elegir Paquete

<p>A \$53</p> <p>3-8x10 4-5x7 4-3x5 16-2x3</p> 	<p>B \$41</p> <p>1-8x10 2-5x7 4-3x5 8-2x3</p> <p><i>MOST POPULAR!</i></p> 	<p>C \$34</p> <p>1-8x10 4-3x5 8-2x3</p> 	<p>Build Your Own</p> <p>G. 1-8X10 \$16</p> <p>H. 2-5X7 \$16</p> <p>I. 4-3X5 \$16</p> <p>J. 8-2X3 \$16</p> <p>K. Digital Download \$22 One Background Only</p> <p>L. Digital Download \$33 All Backgrounds</p> <p>M. Personalization \$8 Name & Year On All Pictures</p> <p>N. Retouching \$8 Removes Blemishes</p>
<p>D \$27</p> <p>2-5x7 2-3x5 4-2x3</p> 	<p>E \$21</p> <p>1-5x7 2-3x5 4-2x3</p> 	<p>F \$16</p> <p>2-3x5 4-2x3</p> 	

STEP 2 - CHOOSE BACKGROUND (BG) Escoge el fondo

<p>BG1 <small>DEFAULT</small></p> 	<p>BG2</p> 	<p>BG3</p> 	<p>BG4</p> 	<p>BG5</p> 
--	---	---	---	--

View more backgrounds online at www.simplepix.com

STEP 3 - FILL IN ORDER INFO & RETURN FORM ON (OR PRIOR TO) PICTURE DAY

Complete la información del pedido y devuelva el formulario el día de la foto o antes

Student Name: _____ <small>Nombre del estudiante</small>	Teacher Name: _____ <small>Nombre del maestro</small>
Parent Name: _____ <small>Nombre de los padres</small>	Student Grade: _____ <small>Grado del estudiante</small>
Email Address: _____ <small>Dirección de correo electrónico</small>	Phone: _____ <small>Número de teléfono</small>

PACKAGE	BG	QTY	TOTAL
			\$
			\$
			\$
			\$

CIRCLE PAYMENT METHOD
*Cash | Check | Online

Checks Payable To:
SimplePix

TO PAY ONLINE VISIT

www.prepayorders.com

ENTER FLYER CODE

WRITE ONLINE PAYMENT INVOICE/RECEIPT # HERE

Online ordering ends at midnight **BEFORE** picture day

*Exact payment required, no change provided